



**One-Day Advanced Group Policy
Training and Workshop
for XP and Vista**



Why Do I Need Advanced Training?

Why do I need advanced knowledge?

The Two-Day or Three-Day Group Policy Essentials course will give you a strong foundation in how to use Group Policy.

But this One-Day course dives even deeper and gives you tools to lock down your systems, and helps you fine tune your skills and deploy the specific settings you need. This course covers both XP and Vista topics.

Who should take this course?

This is the perfect class if you've ever taken the Two-Day or Three-Day Group Policy Essentials class, or if you already have lots of day-to-day Group Policy experience with Windows Server 2003 and Windows XP.

Even though this course covers both XP and Vista topics, you don't need to have taken the Vista Group Policy Catch-up training to excel at this course.

What material does this course cover?

The next several pages contains our outline. In a nutshell, though, you'll learn the following topics:

1. How to lock down your computers to completely prevent changes
2. How to leverage third party tools to implement Group Policy changes faster
3. How to set specific registry punches and deal with 3rd party ADM files
4. How to leverage a test lab to make sure you work smartly and safely.

One-Day Group Policy Advanced Training Outline

Part I: Total Lockdown with Windows SteadyState (Lecture and Labs)

You have public computers, kiosk computers, and library computers. And you want to let the good guys run specific applications and get to specific network locations. And you want to keep the bad guys out. What are you going to do?

- WSS prerequisites
- Installing WSS
- Configuring a public profile
- Utilizing Windows Disk Protection
- Deploying and configuring WSS with Group Policy and scripts

Part II: Group Policy Tools (Lecture and Labs)

Microsoft offers a wealth of tools that each do a specific job to help you troubleshoot Group Policy problems. In this session, we'll walk through a toolbox full of goodies that you can use to streamline your processes, troubleshoot more easily, and get to the heart of what's ailing your systems.

- Log files for Group Policy enhanced logging
- Group Policy resource kit tools
 - PolicySpy
 - GPMonitor
 - GPIventory
- Free add-on tools from third-party vendors

One-Day Group Policy Advanced Training Outline

(continued)

Part III: ADM Files and Registry Punches

One of the key tasks that all administrators want to do is to push out their own Registry tweaks. This becomes a problem using Group Policy, because the interface is troublesome to work with. Instead, you can create ADM files to do the work for you, and you can recycle these ADM files and share them with other administrators.

Additionally, some third party tools are useful here to help with this task.

- Creating ADM files
- Using third-party tools to make registry changes
- Creating ADMX files
- Converting ADM files to ADMX files

Part IV: Test Labs and Migration Tables

Creating your GPOs directly in the live environment isn't such a hot idea. A lot can go wrong. For this reason, a best practice is to test your GPOs in a test lab first, then move them into production.

- Setting up your test lab
- Backing up the files
- Importing them
- Dealing with UNC and Group membership problems

About the Training and Workshop Labs

About the Lab Machines

While not strictly required, classes are enhanced if the attendees each have their own machine available or bring their own laptop to class. This is so we can perform real-world workshop experiments to solidify the concepts learned during the lecture and demonstrations. Each attendee should have a laptop or desktop with **at least** the following specifications:

- Windows XP, Windows Vista, or Windows 2000 pre-loaded. User should have local administrative logon rights to the laptop.
- Pentium III at 500Mhz (Pentium 4 at 1Ghz or Pentium Centrino at 1Ghz recommended).
- 1GB *absolutely required* (If the machine has less, the student may not be able to participate in the labs.)
- 2GB of RAM suggested to get the most out of the Vista labs
- 6GB free hard drive space for the Essentials and Advanced classes
16GB free hard drive space for the Vista Catch-Up class

Everything else required for the labs is provided by Moskowitz, inc.:

- 30-Day evaluation version of VMware Workstation
- 180-Day evaluation version of Microsoft Windows Server 2003
- 120-Day evaluation version of Microsoft Windows XP or Vista
- 180-Day evaluation version of Microsoft Office 2003
- Lab course guidelines and answers!

This way, students can keep practicing for **at least** a month after learning the material!

Training and Workshop Course Composition and Itinerary

Course Composition

Here is the breakdown of how the classes work:

- 33% Lecture/knowledge transfer
- 33% Demonstration of concepts
- 33% Hands-on lab time—turning concepts into practice
- 1% Time to catch your breath!

This training approach helps students understand the material on multiple levels and reinforces the concepts *before* they put their knowledge into practice in production.

Itinerary

- We generally start at 8:30 or 9:00 and learn until 4:00 or 5:00 each day.
- We have learning, demonstration, and lab time—100% focused on Group Policy.
- Most classes break an hour for lunch each day.
- In some classes we suggest a working lunch in order to complete all the labs. A short lunch is also possible.

About Your Chief Instructor: Jeremy Moskowitz

Who Is Jeremy Moskowitz?

Jeremy Moskowitz is chief Propeller-Head for Moskowitz, inc.

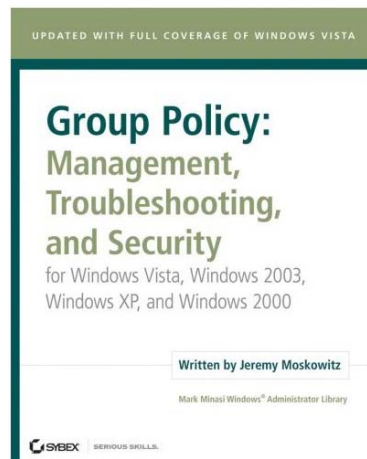


He has co-authored five popular books on Windows technologies, including *Teach Yourself Windows 2000 Server in 24 Hours* (Sams), *Windows 2003: Active Directory Administration Essentials* (NetIQ) and his runaway hit *Group Policy: Management, Troubleshooting and Security*—previously known as *Group Policy, Profiles, and IntelliMirror*—(Sybex).

Since becoming one of the world's first MCSEs in both NT and 2000, he has performed Windows NT and Windows 2000 desktop and server provision implementation for some of the nation's largest organizations. He is one of only six Group Policy Microsoft MVPs (Most Valuable Professionals) and the only one who teaches Group Policy full time. He is also the resident Group Policy Expert at TechTarget.com.

Jeremy is widely considered a "Thought Leader" in the Active Directory and Windows world. He is a nationally recognized authority on Windows 2000/2003 Server, Group Policy, Active Directory, and server and systems management. He runs GPanswers.com to help people get their tough Group Policy questions answered.

His books and articles have been read by millions and translated into multiple languages. Jeremy has written for *Windows IT Pro Magazine*, *REDMOND Magazine*, *Microsoft Technet Magazine*, *Windows IT Pro Magazine*, *Inside Technology Training Magazine*, *PC Magazine*, and *Ziff-Davis' Windows Professional Journals*, among others.

Jeremy has spoken at just about every existing Windows conference about Group Policy, including TechED, Microsoft Management Summit, WinConnections, and TechMentor.



About Your Chief Instructor: Jeremy Moskowitz (continued)

Why Use Jeremy Moskowitz from Moskowitz, inc. for Your Group Policy Training?

Jeremy Moskowitz's name is nearly synonymous with Group Policy training! He is the only nationally recognized speaker dedicated to the knowledge transfer of Group Policy concepts.

Jeremy has been featured in and has keynoted at some of the world's most prestigious conferences. He has taught Active Directory and Group Policy to companies of all sizes around the world.

He also runs GPanswers.com, a community forum to help everyone get their toughest Group Policy questions answered.

Jeremy's approach to Group Policy learning and implementation is the same as his approach to his book. Here is what the Group Policy team at Microsoft said about his book:



“Jeremy’s book is exceptional! It covers the concepts and details of Group Policy, GPMC, and troubleshooting in a clear, straightforward way.”

—Michael Dennis, Lead Program Manager, Group Policy, Microsoft

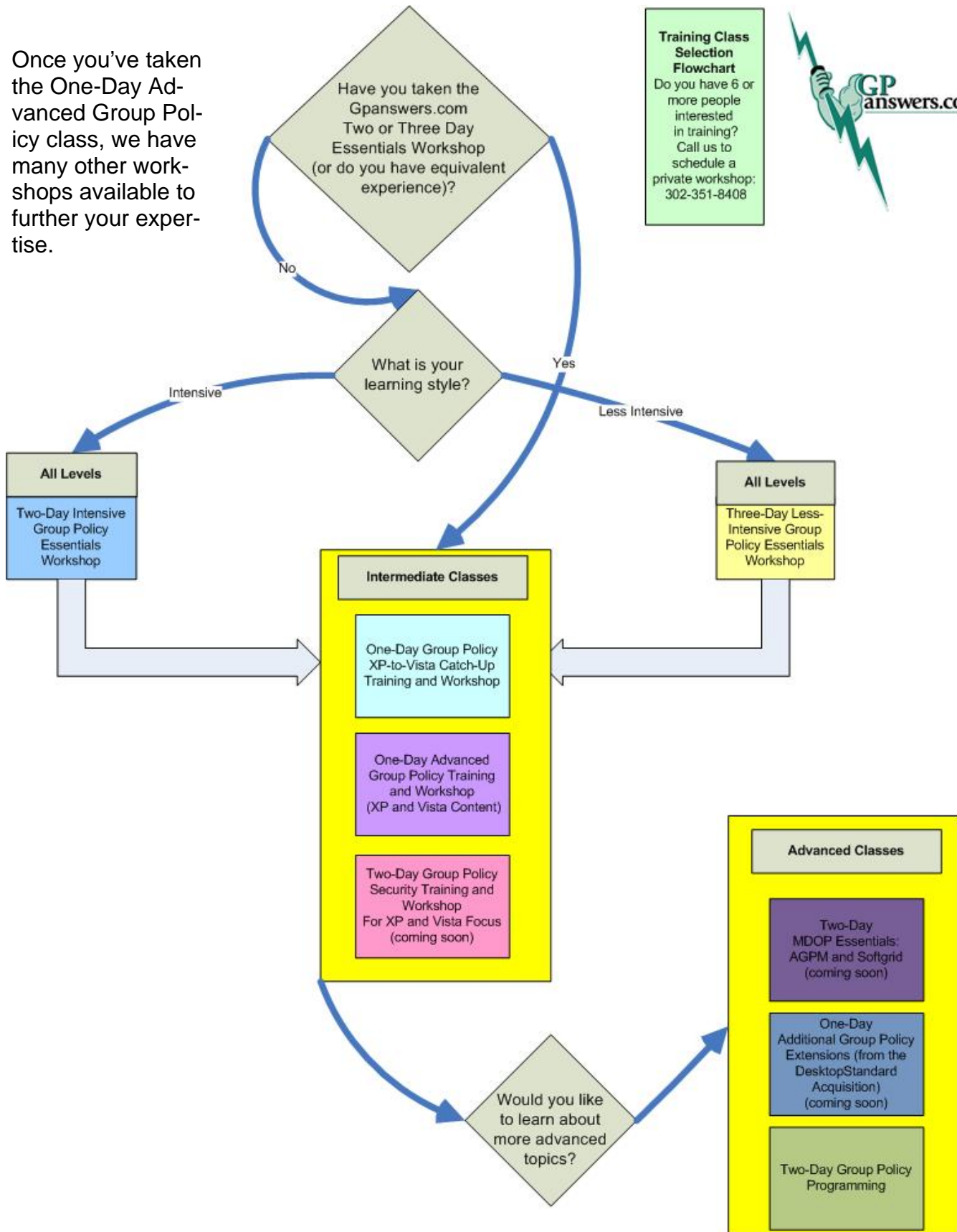
Here are some actual comments about Jeremy’s live seminars:

- Outstanding speaker!
- Nothing short of superb!
- Good, fast paced! Covered a lot quickly and at a detailed, advanced level.
- Great speaker, very vibrant and interactive.
- A wizard!
- Excellent topic, excellent presentation, excellent speaker.
- Tons of great material!
- Great for beginners or experts!
- His enthusiasm is catching.
- The tools are useful, the examples/demos help make sense of the abstract and complex concepts.
- Technical yet understandable!
- Great job keeping things going, and not going on tangents.
- Jeremy, your presentation was the best of all.
- By far the best speaker.

Where Can I Go from Here?


Once you've taken the One-Day Advanced Group Policy class, we have many other workshops available to further your expertise.

Training Class Selection Flowchart
 Do you have 6 or more people interested in training? Call us to schedule a private workshop: 302-351-8408



Final Thoughts from Moskowitz, inc.

- When it comes to Group Policy, no one teaches it better than Jeremy Moskowitz.
- Students will learn hundreds of real-world uses for this powerful technology.
- When the classes end, the students can be confident in the skills they've learned.
- The courses are a 1-2-3 punch:
 1. Knowledge transfer
 2. Conceptual demonstration
 3. Hands-on lab time
- This training approach helps students understand the material on multiple levels and reinforces the concepts *before* they put their knowledge into practice in production.
- Each student in the two-day private class gets a free copy of the highly-acclaimed Group Policy guidebook shown here.
- Both public and private classes are available to suit your schedule and needs.
- Book your class online today at www.GPanswers.com! You can also call or e-mail. See you soon!



Moskowitz, inc.

making **I.T.** easy

215 Christian Street
Philadelphia, PA 19147
www.moskowitz-inc.com

jeremym@moskowitz-inc.com
302-351-8408

